

33505-1005
- 1020

MATERIAL SAFETY DATA SHEET
(INFORMATION SIMILAR TO FORM OSHA-20) *+ instructions*

SECTION I

MANUFACTURER:

WATSON PHILLIPS Y CIA., SUCS., S.A. DE C.V.
SAN FRANCISCO CUAUTLALPAN # 101
NAUCALPAN DE JUAREZ, EDO. DE MEXICO
MEXICO C.P. 53370

EMERGENCY TELEPHONE NUMBER: 011-525-578-2833 (INTL. ACCESS - COUNTRY CODE - #)

PRODUCT: PLASTER OF PARIS IMPREGNATED COTTON GAUZE PACKAGED FOR USE AS A HANDICRAFT MATERIAL.

BRAND NAME: PLASTER CRAFT II (A TRADEMARK OF THE BEMISS JASON CORPORATION)

CHEMICAL NAME: NONE

FORMULA: N/A

CHEMICAL FAMILY: CALCIUM SULFATE (CaSO₄.1½H₂O)/100% COTTON GAUZE

SECTION II - HAZARDOUS INGREDIENTS

PAINTS, PRESERVATIVES & SOLVENTS ETC.:

PIGMENTS	NONE	BASE METAL	NONE
CATALYST	NONE	ALLOYS	NONE
VEHICLE	NONE	METALLIC COATINGS	NONE
SOLVENTS	NONE	FILLER METAL	NONE
ADDITIVES	NONE	OTHERS	NONE

HAZARDOUS MIXTURES OF OTHER LIQUIDS, SOLIDS OR GASES: NONE

SECTION III - PHYSICAL DATA

BOILING POINT(*F)	N/A	SPECIFIC GRAVITY	N/A
VAPOR PRESSURE	N/A	PERCENT VOLATILE	N/A
VAPOR DENSITY	N/A	EVAPORATION RATE	N/A

SOLUBILITY IN WATER: REACTS WITH WATER TO HARDEN.

APPEARANCE & ODOR: PLASTER OF PARIS (WHITE OR OFF WHITE) COATED STRIPS OF 100% COTTON GAUZE OF VARYING WIDTHS AND LENGTHS. NO DISCERNIBLE ODOR.

V.256

SECTION IV - FIRE AND EXPLOSION HAZARD DATA
--

FLASH POINT	N/A	FLAMMABLE LIMITS	N/A
EXTINGUISHING MEDIA			NOT COMBUSTIBLE
SPECIAL FIRE FIGHTING PROCEDURES			NONE
UNUSUAL FIRE AND EXPLOSION HAZARDS			NONE

SECTION V - HEALTH HAZARD DATA

THRESHOLD LIMIT VALUE	NONE
-----------------------	------

EFFECTS OF OVEREXPOSURE:

SKIN: MAY DEVELOP SUFFICIENT HEAT TO CAUSE DISCOMFORT AND POSSIBLE BURNS IF KEPT IN CONTACT WITH SKIN WHILE HARDENING. USE COLD WATER TO DECREASE HEAT PRODUCTION. MAY DRY SKIN.

EYES: PLASTER DUST MAY CAUSE DISCOMFORT AND TEMPORARY IRRITATION.

INHALATION: DUST MAY CAUSE NUISANCE DUST EFFECT, COUGHING & SNÉEZING.

INGESTION: PLASTER HARDENS WHEN WETTED, AND COULD CAUSE IRRITATION AND/OR OBSTRUCTION.

EMERGENCY FIRST AID PROCEDURES:

SKIN: WASH SKIN WITH WATER

EYES: FLUSH EYES WITH WATER TO REMOVE PARTICLES. IF IRRITATION CONTINUES, CONSULT A PHYSICIAN.

INHALATION: REMOVE TO FRESH AIR. IF BREATHING DIFFICULTY ARISES, CONTACT A PHYSICIAN IMMEDIATELY.

INGESTION: CONSULT A PHYSICIAN IMMEDIATELY IF INGESTED.

SECTION VI - REACTIVITY DATA

STABILITY:	STABLE
CONDITIONS TO AVOID:	EXCESSIVE HEAT OR MOISTURE.
INCOMPATIBILITY:	NONE
HAZARDOUS DECOMPOSITION PRODUCTS:	NONE
HAZARDOUS POLYMERIZATION:	WILL NOT OCCUR
POLYMERIZATION CONDITIONS TO AVOID:	NONE



37600 CENTRAL COURT - NEWARK, CALIFORNIA 94560-5501 • (510) 713-6400 • FAX (510) 792-7631

July 28, 1993

Dick Blick
Attn: Crystal
Fax: 309-343-5785

Subject: Material Safety Data Sheets

Product Ref: Plastercraft™ 5272-0

Dear Crystal:

Enclosed are Material Safety Data Sheets (MSDS) for products distributed by Bemiss-Jason Corporation. To the best of our knowledge, we are in compliance with the requirements of the Occupational Safety and Health Administration Hazards Communication Standard 29 CFR 1910.1200. In some areas we may have provided more information than the standard requires.

If this product, or any component of it, is considered to be hazardous or carcinogenic under the OSHA Hazard Communication Standard, information is indicated in the "Hazardous Ingredients" section or in the "Health Hazard" section.

If you have any questions, please contact your sales representative.

Sincerely,

A handwritten signature in black ink, appearing to read "Roger D. Hout", is written over a horizontal line.

Roger D. Hout
Manager, Industrial Hygiene

RDH/af

Enclosures

(33505-1020)

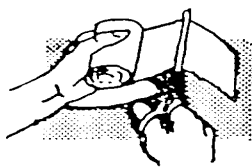
Plastercraft

ART MATERIAL

Modeling material of fabric impregnated with Plaster of Paris, for use by all ages.

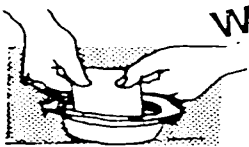
573778

INSTRUCTION
FOR
Sculpture
tape




CUT

To work with Plastercraft you need scissors and a container of water. Cut strips to fit your project. Cut strips only as you need them.



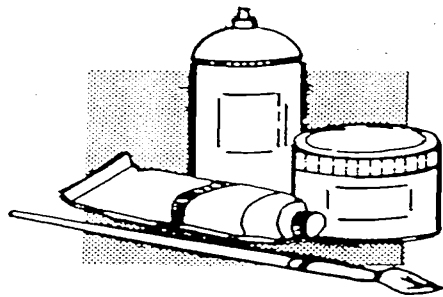
WET

Use a disposable container of water. Wet each strip, wring out excess water for faster setting and wet only one strip at a time.




MODEL

Mold strips to base, wrapping larger forms first. Plastercraft adheres to itself or any porous materials. Do not use metal, glass or any non-porous surface. Setting time is about 15 minutes, drying time 2 hours. Do not paint until dry.




Painting And Finishing


When project is completely dry, you can apply paint...oils, enamels, acrylics or latex. If temperas or poster paints are used, add glue sizing and a shellac finish when dry. Your project can be left in its natural white state and a fine smooth surface added with a coat of thin slurry of plaster.

**BEGINNING**

Plastercraft is ideal for easy projects to be completed in a short time. Wrap strips over a soda bottle, when dry slide strips off and paint for bright bracelets. Narrow strips over a plastic straw become beads, ready to paint and string in one classroom period.

**INTERMEDIATE**

Plastercraft molded over a balloon can become a clown, a pig, a fish or any other figure imagination chooses. Model makers can construct mountains and tunnels using cardboard and crumpled newspaper as the armatures for Plastercraft.

**ADVANCED**

Lamp bases, wall plaques, or lifesized sculptures are all possible using such simple base armatures as jugs, wire screen, and coat hangers plus imagination and Plastercraft. Large casts should be allowed to dry a full 24 hours.

Bemis-Gason
NEWARK, CA 94560